




**WILLIAM RUTHVEN**  
PRIMARY SCHOOL

**Mathematics: Year 1**

# 2D Shape Hunt

Count and colour the 2D shapes hidden in these spring flowers.



Shape	Colour	How many?
circle	pink	
triangle	yellow	
rectangle	brown	
oval	green	

Name \_\_\_\_\_

Date \_\_\_\_\_

## It's About Time!


1. Circle the day that comes next after Monday.

Wednesday

Tuesday

Sunday

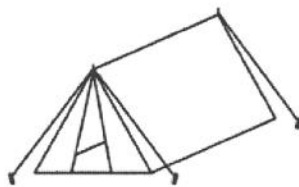
2. Draw a picture of something that happens every Monday at school.



3. Circle the activity that takes the longest time to do.



eating a cookie



going camping



playtime at school

Draw an animal using as many 2D shapes as you can. List the shapes you have used in your picture.

Name: \_\_\_\_\_

Score: \_\_\_\_\_

**Numbers in Words**

Write the numbers in words:

1) 31 \_\_\_\_\_

2) 65 \_\_\_\_\_

3) 92 \_\_\_\_\_

4) 10 \_\_\_\_\_

5) 78 \_\_\_\_\_

6) 12 \_\_\_\_\_

7) 18 \_\_\_\_\_

8) 39 \_\_\_\_\_

9) 43 \_\_\_\_\_

10) 57 \_\_\_\_\_

11) 40 \_\_\_\_\_

12) 86 \_\_\_\_\_

13) 24 \_\_\_\_\_

14) 35 \_\_\_\_\_

15) 51 \_\_\_\_\_

16) 27 \_\_\_\_\_

17) 60 \_\_\_\_\_


18) 76 \_\_\_\_\_

19) 84 \_\_\_\_\_

20) 53 \_\_\_\_\_

**Directions:**

- Roll the die and record the number in the middle column.
- In the left column write the number that is 1 less.
- In the right column write the number that is 1 more.



one less	number	one more



# Snakes and Ladders

41	42	43	44	45	46	47	48	49	50 FINISH
40	39	38	37	36	35	34	33	32	31
21	22	23	24	25	26	27	28	29	30
20	19	18	17	16	15	14	13	12	11
1 START	2	3	4	5	6	7	8	9	10

Name \_\_\_\_\_

Date \_\_\_\_\_

## Representing Two-Digit Numbers

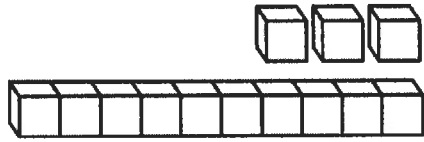
Fill in the gaps so that each two-digit number is represented in standard form, word form, expanded form and with MAB.

STANDARD	WORD	EXPANDED	MAB
18		$10 + 8$	
	twenty-two		
	fifty	$50 + 0$	
33			
	twelve	$10 + 2$	
56			
29	twenty-nine		
		$40 + 3$	
35		$30 + 5$	
60			

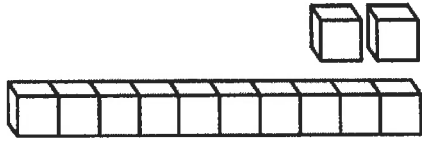


# Match the teen numbers

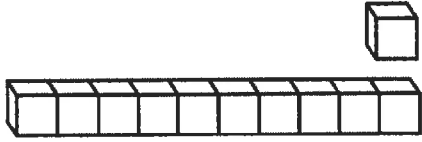
11



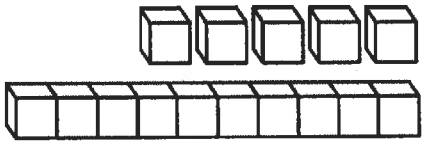
12



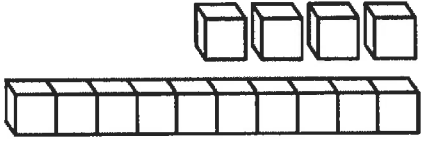
13





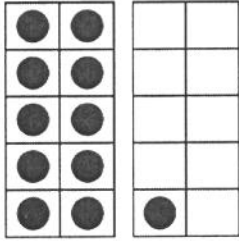
14






15






16




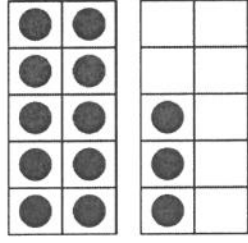
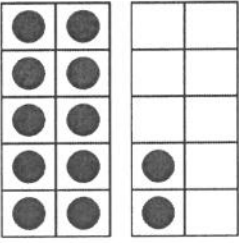





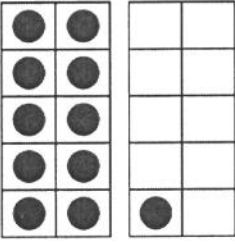
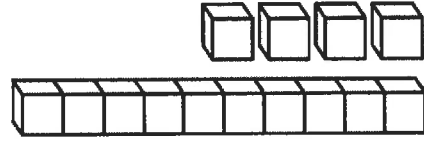
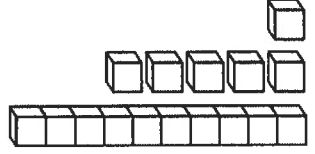
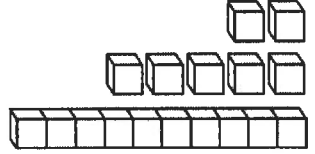
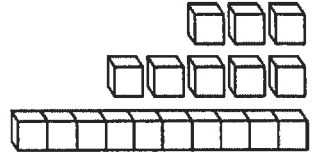
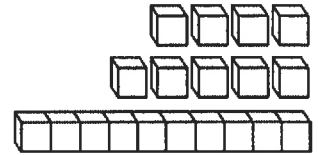

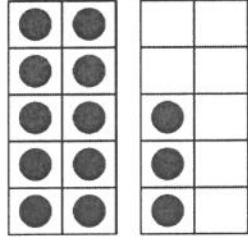
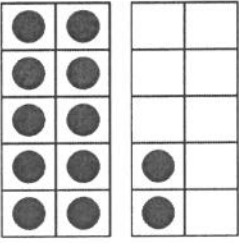
17



18



19



1

11

21

31

41


10

20

30

40

50



# Ordering Numbers

Put each set of numbers in order from least to greatest.

1. 34 23 10 75 8 \_\_\_\_\_

2. 6 54 18 93 2 \_\_\_\_\_

3. 83 10 8 3 28 \_\_\_\_\_

4. 62 28 34 9 13 \_\_\_\_\_

5. 93 7 29 54 9 \_\_\_\_\_

6. 34 20 37 4 29 \_\_\_\_\_

7. 83 75 37 38 10 \_\_\_\_\_

8. 17 37 29 34 21 \_\_\_\_\_

9. 22 10 38 53 92 \_\_\_\_\_

10. 28 32 94 28 74 \_\_\_\_\_